



QUICK-STEP®
FLOOR DESIGNERS

The start of
something beautiful

LAMINATE

COLLECTION 2016 - 2017

The start of something beautiful



LPU1286



LPU1996



U995





Welcome

- 04 The perfect floor designed for your interior
- 06 Create your own living space

Collection overview

- 14 How to choose your laminate floor
- 16 Types of structure, treatment, finishing and bevel
- 19 Discover the full laminate collection

Installation

- 24 Install your floor without a hassle
- 25 Underlay is not a luxury

Finishing

- 26 Finish perfectly

Cleaning

- 28 Keep your floor in top condition



The perfect floor designed for your interior

Cutting-edge design and technology

Quick-Step's design team follows the latest trends in fashion, architecture and interior design passionately to offer you a range of floor designs that are visually stunning and technologically advanced. Giving you the perfect interior today, and for years to come.

Quick-Step® makes it easy for you

At Quick-Step we don't just offer a product, we offer a total solution. From floors to scotia and stair solutions, underlays, finishing profiles and accessories, our range of products affords a perfect result every time.

As the inventor of the Uniclic® click system, Quick-Step also ensures a hassle free installation.

The system enables you to click the planks together in no time using two different methods.



A heart for nature

At Quick-Step, we are conscious that the world in which you want to live doesn't consist of just stylish interiors. It is equally a world that radiates respect for our natural environment. That is precisely why we continually strive to keep the environmental impact of our products and processes to a minimum.





A lifetime of pleasure

Superior scratch resistance



Enjoy your beautiful, natural-looking floor for many years. Quick-Step floors are up to ten times more scratch-resistant than floors without Scratch Guard.

Thanks to the extra protective top layer that uses Scratch Guard technology, all our Quick-Step laminate floors are designed for a lifetime of living and playing.

Good looks for life



Thanks to the superior-quality HDF core and the Scratch Guard top layer, Quick-Step laminate floors provide long-term durability against everyday wear and tear in any residential installation. Commercial floor warranties are also available on request.

The design is in the detail

In order to reinforce the character and variety of our floors we design and engineer the smallest details, providing you with a range of structures and colours that are unmatched.

For example, our choice of bevelled edges is a detail that is an integral part of the design and character of your floor.

Impressive Ultra - The new generation of laminate floors

Quick-Step is proud to present Impressive Ultra, a whole new generation of laminate floors. Floors that look and feel more natural than ever before.

8 designs

Impressive Ultra comes in a range of 8 designs at a plank thickness of 12 mm. Discover the full range on page 19.

Feel the structures

You only have to touch this new-generation floor to feel the difference. Just run your fingers along the surface and you'll notice immediately that this laminate is as close to nature as it gets.

See how colour, design and structure merge right through the bevel

The character of the bevel is in perfect balance with every board. The colour, the design and the structure carry on through the bevel, giving the look of real wood.



Quick-Step also offers various accessories to make the underlay and skirting finish fully watertight! For details see page 26.





Impressive Ultra doesn't just look fantastic, it also performs amazingly well thanks to Quick-Step's advanced innovative technology.

A unique water-repellent coating



Cleaning has never been so effortless, now moisture is a thing of the past.

Our new Impressive Ultra range comes complete with a HydroSeal water-repellent coating on the bevels. Water simply stays put on this unique coating, forming droplets that can be wiped off straight away. It is that good, Quick-Step Impressive Ultra is sold with a 10 year wet area warranty. *

Anti-static joint

The anti-static joint between planks repels dust and prevents the build-up of dirt in the bevel, meaning even less maintenance is needed to keep your floor looking the best.

Live life to the fullest

For decades Quick-Step has been the leading manufacturer of long-life scratch-resistant laminate floors. Now the new Impressive Ultra goes the extra mile. Improved technology makes this floor so durable and wear-resistant that it will provide pleasure for years to come.



* conditions apply

Create your own living space

A beautiful interior starts with a good foundation. The floor could be considered as the fifth wall and therefore it should not be overlooked. Whatever your style, whatever your room, Quick-Step has the right floor: from light, clean floors to warm brown classics and even reclaimed floors with knots and cracks.



LPU1505



U1691



CLM1487



UW1546



Want to see this floor in your own interior?
Visit www.quick-step.com and try out our
online Floor Advisor! Just upload a picture
of your interior, select your favourite floors and find out
which floor suits you best.



IMU1855



IMU1847



Our new Impressive Ultra range comes complete with a HydroSeal water-repellent coating on the bevels, making it the ideal solution for rooms with high moisture levels such as bathrooms, kitchens and laundry rooms.



IMU1854







U1235



IMU1848






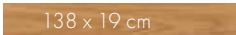





IMU1849



The top layer of every Quick-Step laminate floor is finished with an ultra-protective Scratch Guard layer which gives the floor a high scratch resistance, ideal for all uses, especially in the kitchen. Moreover, our Impressive Ultra floors have a unique water-repellent coating which protects your floor from excess surface moisture.

How to choose?

	dimensions	thickness	bevels
IMPRESSIVE ULTRA Long, wide and extra thick water-repellent planks with bevel	 138 x 19 cm	\div 12 mm	
LARGO Extra long and extra wide planks with bevel	 205 x 20.5 cm	\div 9.5 mm	
ELIGNA Long planks without bevel	 138 x 15.6 cm	\div 8 mm	
ELIGNA WIDE Long and wide planks with impression bevel	 138 x 19 cm	\div 8 mm	
CLASSIC Standard planks with or without impression bevel	 120 x 19 cm	\div 8 mm	

* Largo, Eligna, Eligna Wide and Classic have been produced using class 32 technology and components. Some of the EN 13329 test methods are not fully applicable. For more information: www.quick-step.com
 Impressive Ultra has been produced using class 33 technology and components. Some of the EN 13329 test methods are not fully applicable. For more information: www.quick-step.com







CLASS 32

(EN16511) For residential or light commercial use
 Normal daily use in ordinary living spaces.



CLASS 33

For commercial use.
 Extra wear-resistant floors for areas with higher usage.

pack	installation	performance level*	warranty
5 x  = 1.311 m ²			  
6 x  = 2.522 m ²			
8 x  = 1.722 m ²			
7 x  = 1.836 m ²			
7 x  = 1.596 m ²			



The details make the difference

Each laminate floor has its own story and a unique look and feel. The Quick-Step designers carefully select the structure, treatment, finishing and bevel, perfectly in line with the character of each floor design.



The icons indicate the specific design characteristics of every floor.

CLM1488

Structure



Elegant wood structure

A subtle surface texture with a fine grain structure that gives a wood effect with a very natural look and feel.



Natural wood structure

A surface texture where the grain, knots and cracks that are visible in the design can also be felt in the surface structure. Just like real wood.



Intense wood structure


This distinct structure has varying depths and gloss levels accentuating the knots and cracks. The design and surface structure is more pronounced than the natural wood structure.

Treatment




Brushed

A surface effect that gives the appearance of brushed wood. The brushed treatment adds depth and authenticity to a floor.



Saw cut

This effect gives the impression of rough sawn wood thanks to the visible and tangible saw cuts.



Scraped

A hand-scraped surface treatment that gives a crafted, hand-worked finish to your floor, adding authenticity to the look.

Bevel



Large bevel

Distinctive grooved edges offer the look of an expansive solid plank floor.



Micro bevel

Fine micro-beveled edges clearly delineate the planks.



Genuine bevel


The bevel is perfectly suited to the character of the floor. The colour, design and structure of the plank are visible right through the bevel.



Impression bevel

Effect that emphasises planks in a subtle way.

Finishing



Matt finish

A matt gloss giving the floor a very natural look.



Silk finish

A silk surface look.

Designer's choice



KW.

Quick-Step's innovation and creativity focus has driven Kendall Waller, Product & Technical Manager Australia & New Zealand, to custom-design products for the local market using Australian species as inspiration.

Impressive Ultra (12mm), the most natural & water-resistant laminate ever



Please note: Waterresistant is not the same as moisture-proof. All spillages must be mopped up immediately and water should never be left on the floor except for Impressive Ultra. The printed designs give an idea of the actual colour and nuances of the pattern but are not true to nature. The patterns shown are only a sample and are not fully representative of all the different nuances within the design. For a representative view of the surface structure and joint-finishing of a plank, take a look at the big samples on display and ask your dealer for more advice.

Please read the warranty conditions on www.quick-step.com

IMPRESSIVE ULTRA

IMU

138 x 19 cm ≡ 12 mm



SOFT OAK LIGHT
IMU1854 ◇



NEW

CLASSIC OAK BEIGE
IMU1847 ◇



SOFT OAK MEDIUM
IMU1856 ◇



SOFT OAK NATURAL
IMU1855 ◇



SAW CUT OAK GREY
IMU1858 ◇



NEW

CLASSIC OAK NATURAL
IMU1848 ◇



SCRAPED OAK GREY BROWN
IMU1850 ◇



CLASSIC OAK
IMU1849 ◇

◇ **Please note** that this product is not stocked in New Zealand, so a longer lead time applies for New Zealand customers.



What is Impressive Ultra?

Quick-Step Impressive Ultra offers you the first water resistant laminate flooring in stunning designs that are so true to nature thanks to the unique bevel technology. With its water-resistant HydroSeal coating, it is perfect for kitchens, laundry rooms and bathrooms.

- Protective and water repellent HydroSeal coating.
- Ultra durable 12 mm thick planks.
- Genuine and innovative bevel, the wood grain, colour and structure of the planks blend seamlessly.
- Very true to nature.

Treatment: Brushed Saw cut Scraped | **Finishing:** Matt finish Silk finish | **Bevels:** Large bevel Micro bevel Genuine bevel Impression bevel

LARGO

LPU

205 x 20,5 cm \pm 9,5 mm



   
LONG ISLAND OAK LIGHT
LPU1660



   
WHITE VARNISHED OAK
LPU1283



   
WHITE VINTAGE OAK
LPU1285




   
DOMINICANO OAK GREY
LPU1663



   
CAMBRIDGE OAK NATURAL
LPU1662**



   
AUTHENTIC OAK
LPU1505*



    
BLACKBUTT
LPU1996 ◊



    
SPOTTED GUM
LPU1997 ◊



    
RECYCLED HARDWOOD
LPU1998 ◊



   
GREY VINTAGE OAK
LPU1286



   
CAMBRIDGE OAK DARK
LPU1664 **

◊ **Please note** that this product is not stocked in New Zealand, so a longer lead time applies for New Zealand customers.

* This product is exclusively available in Australia.

** This product is exclusively available in New Zealand.



What is Largo?

The Quick-Step Largo planks are special – in fact they are the longest and widest planks in our range – and they'll make your room special too. At more than 2 metres long, they exude class and quality.

- The longest and widest selection of Quick-Step laminate planks.
- Long planks give depth and create an extra sense of space.
- No design repeats within the planks.
- Colour variation between the various planks for that natural effect.

ELIGNA

U/UM
138 x 15,6 cm ≡ 8 mm



WHITE BRUSHED PINE
U1235



LIGHT GREY VARNISHED OAK
UM1304 *



WHITE VARNISHED OAK
U915 *



NATURAL VARNISHED OAK
U896



OLD OAK MATT OILED
U312 **



VINTAGE OAK NATURAL VARNISHED
U995



NATURAL VARNISHED CHERRY
U864



BLACKBUTT
U1691 *



HOMAGE OAK NATURAL OILED
U1157 *



VINTAGE OAK DARK VARNISHED
U1001



MERBAU
U996



AFZELIA DOUSSIE BLEACHED
U1161 *



SPOTTED GUM
U1689 *



DARK GREY VARNISHED OAK
UM1305 *



BLACK VARNISHED OAK
UM1306



WENGÉ
U1000 *

ELIGNA WIDE

UW

138 x 19 cm \pm 8 mm



  **OAK WHITE OILED**
UW1538 **



    **OAK WITH SAW CUTS LIGHT**
UW1547



  **CARIBBEAN OAK GREY**
UW1536



   **RECLAIMED OAK BROWN**
UW1545



  **RECLAIMED CHESTNUT NATURAL**
UW1541



  **RECLAIMED CHESTNUT ANTIQUE**
UW1543 *



  **CARIBBEAN OAK DARK**
UW1546



  **RECLAIMED CHESTNUT BROWN**
UW1544



  **RECLAIMED CHESTNUT DARK**
UW1542 **

◇ **Please note** that this product is not stocked in New Zealand, so a longer lead time applies for New Zealand customers.

* This product is exclusively available in Australia.

** This product is exclusively available in New Zealand.



What is Eligna and Eligna Wide?

The Quick-Step Eligna collection is strikingly beautiful thanks to the excellent balance between length and width. If you lay these stunning, extended plank floors, you'll generate a soft and tasteful effect.

- Eligna Wide adds an extra dimension to this collection. These natural floors have extra wide planks that show off their rustic patterns to their best advantage.
- Elegant plank format.
- Large, natural colour variation between planks.

CLASSIC

CLM

120 x 19 cm \div 8 mm



 **BLEACHED WHITE TEAK**
CLM1290



 **MOONLIGHT OAK LIGHT**
CLM1658 *



 **HAVANNA OAK NAT. WITH SAW CUTS**
CLM1656



 **OLD OAK LIGHT GREY**
CLM1405



 **NATURAL VARNISHED OAK**
CLM1292



 **MIDNIGHT OAK NATURAL**
CLM1487



 **MOONLIGHT OAK NATURAL**
CLM1659 *



 **BLACKBUTT 2 STRIP**
CLM1690 *



 **MIDNIGHT OAK BROWN**
CLM1488



 **LIGHT GREY OILED OAK**
CLM1294



 **SPOTTED GUM 2 STRIP**
CLM1688 *



 **HAVANNA OAK DARK WITH SAW CUTS**
CLM1657 *



What is Classic?

Quick-Step Classic is more than just a laminate floor. In this range you will find a combination of relationships between colour and style and a natural look and feel.

- Traditional laminate floor.
- Stylish range of designer colours.
- Realistic impression edges.

Treatment:  Brushed  Saw cut  Scraped | Finishing:  Matt finish  Silk finish | Bevels:  Large bevel  Micro bevel  Genuine bevel  Impression bevel

STEP 1 INSTALLATION

Install your floor without a hassle!

1 Effortless installation, thanks to the Uniclic® click system

Quick-Step is the inventor of the Uniclic® installation system, still today the fastest, easiest and safest click-to-install system. Use the revolutionary and patented click system to effortlessly click your floor planks together.



2 Install your floor anywhere, even on floor heating and cooling

Quick-Step laminate floors are perfect for installing over underfloor heating or cooling when combined with the right underlay.

For more information:
visit www.quick-step.com



3 Watch the videos

See for yourself how easy it is to install a Quick-Step floor in our installation videos. Discover them on www.quick-step.com

Installation tools

Install your laminate floor in an easy and professional way with the handy Quick-Step installation tools.



Quick-Step®
HANDSAW



Quick-Step®
INSTALLATION SET

For a perfect installation, check out the installation videos on bit.ly/ytquickstep



Underlay is not an idle luxury



CLICK on laminate

Installing your Quick-Step laminate floor is easy thanks to the patented Uniclic® click system. A good underlay has a major impact on the final look, sound quality and comfort of your Quick-Step laminate floor.

- Quick-Step underlays maintain their initial thickness over the years and provides excellent acoustic insulation.
- A Quick-Step underlay levels and helps to prevent small irregularities.
- A Quick-Step underlay comes with a self-adhesive strip and a pre-integrated damp proof membrane (DPM) which protects your floor from rising damp.
- Suitable for floor heating and/or cooling.
- All Quick-Step underlays offer a stable base which protects the Uniclic® system against heavy furniture and heavy short term loads such as high heels.



C-LAY20

C-LAY50

Quick-Step®

COMBI-LAY STANDARD

Contents:

1 roll = 20 or 50 m²

Thickness: 2 mm

Combi-Lay Standard is no normal underlay. The dense, closed cell polyolefin foam provides excellent support, with good reduction of both reflected and impact noise.



Quick-Step®

QUIET-STEP COMBI-LAY

Contents:

1 roll = 20 or 50 m²

Thickness: 2 mm

Quiet-Step Combi-Lay is the first choice where a quiet step sound and maximum reduction in multi-storey noise is required. This high density underlay has no match when it comes to reducing foot fall noise, with a reduction of up to 30% over standard underlays.

For the best results always start with a level subfloor. Make sure it's completely dry and free of dust and grease.

For more advice about preparing your subfloor, visit www.quick-step.com or your local Quick-Step retailer.



STEP 2 FINISHING

Finish perfectly

Finish your floor perfectly with the Quick-Step scotia and profiles.

Scotia



Quick-Step®
SCOTIA*
240 x 1.7 x 1.7cm

Absolutely perfectly matching, in colour and structure, with your Quick-Step laminate floor. Extremely wear-resistant and up to 25 years warranty. *Quick-Step Scotia is exclusively available in Australia.

Finishing tools



Quick-Step®
FOAM STRIP
20m x 10mm

PE foam expansion joint filler for use in combination with the QS Hydrokit.



Quick-Step®
HYDROKIT
Contents: 310ml

The Quick-Step Hydrokit is a transparent silicone for an invisible and waterproof finishing.



It is advised to use foam strip and Hydrokit to seal the perimeter when installing Impressive Ultra laminate flooring in wet areas.

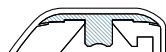
Quick-Step Incizo



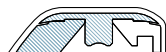
Quick-Step's Incizo® profile is a multifunctional finishing profile. One and the same profile can be used for all the finishes of your floor and stairs, in the matching colour. Simply cut the Incizo® basic profile to the shape required using the supplied slitter.



Quick-Step®
INCIZO® EXPANSION PROFILE



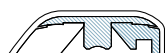
Quick-Step®
INCIZO® ADAPTER PROFILE



Quick-Step®
INCIZO® END PROFILE



Quick-Step®
INCIZO® TRANSITION PROFILE



Quick-Step®
INCIZO® STAIR PROFILE

Stairs and steps

The Quick-Step Incizo® profile gives you a whole range of solutions for your stairs.



Quick-Step®
INCIZO® LAMINATE PROFILE
QSINCP(-)

Dimensions: 215 cm x 4.8 cm x 1.3 cm
Contents: 1 Incizo®, 1 splitter, 1 plastic rail

Quick-Step®
INCIZO® ALUMINIUM SUB-PROFILE FOR STAIRS
QSINCPBASE(-)

Dimensions: 215 cm x 7.1 cm x 1.7 cm
Contents: Aluminium stair base + 1 plastic insert

The Incizo® stairs finishing should not be used for commercial applications. For stair installations, you will need the Quick-Step Incizo stair base (with plastic strip) that is ordered separately.



Always glue the floor panels on the stairs of your staircase.



STEP 3

CLEANING

Keep your floor in top condition



Quick-Step® CLEANING KIT

QSCLEANINGKIT

Contents: mop holder, washable microfiber mop, Quick-Step Cleaning product 750ml

All Quick-Step cleaning products are specifically developed for Quick-Step floors. They cleanse the floor surface thoroughly and maintain the original look of your floor. No residual layers of cleaning product are left behind.

Also available:

Quick-Step® CLEANING PRODUCT

QSCLEANING750



QSREPAIR

Quick-Step® REPAIR KIT

Contents: melting knife, cleaning comb, 7 wax blocks, sanding pad

Light damages can easily be repaired in the original colour with the Quick-Step Repair Kit. Simply recreate the colour of your damaged planks with one of the seven wax pieces selected to cover all Quick-Step colours.



Check the specific colour combination for your floor on www.quick-step.com



Watch our repair movie showcasing how to repair your laminate floor.



- ☑ More than 75% recycled, sustainable wood
- ☑ We use carefully screened raw materials
- ☑ We invest in energy-efficient production



At Quick-Step, we realise that the world you'd love to live in is not just a world of stylish interiors. It's also a world that shows respect for our natural environment.

That's why, as a company, we make continuous efforts to minimise the ecological impacts of our products and processes.

Every day, we seek new ways to recycle, reduce and renew throughout the entire Quick-Step manufacturing process. Energy resources are precious, so Quick-Step has optimised the heat energy management at its plants in Belgium. It burns all wood milling and sawing residue in an incinerator. It then recovers and uses the energy this releases to manufacture its laminate and timber. All laminate boards contain more than 75% timber products from sustainable wood sources. All wood used for our wooden and laminate flooring comes from sustainably managed forests.

We want to assure you that our commitment to better living, to safety and sustainability not only matches international standards, it also matches your standards.











Matching Accessories Guide

Your floor deserves a perfect finish

Flawlessly matching accessories are available in all Quick-Step laminate products. Quick-Step is committed to perfecting all aspects of flooring by meticulously colour-matching trims and profiles for all applications including stairs across all laminate ranges. See pages 26-27 for more information on available accessories.

Product code	Product description	Quick-Step SCOTIA More info see page 26	Quick-Step INCIZO® More info see page 26-27
--------------	---------------------	--	--

LARGO

	LPU1283	WHITE VARNISHED OAK	QSFSCOT 01283	QSINCP 01283
	LPU1285	WHITE VINTAGE OAK	QSFSCOT 01285	QSINCP 01285
	LPU1286	GREY VINTAGE OAK	QSFSCOT 01286	QSINCP 01286
	LPU1505	AUTHENTIC OAK	QSSCOT 01505	QSINCP 01505
	LPU1660	LONG ISLAND OAK LIGHT	QSSCOT 01660	QSINCP 01660
	LPU1662	CAMBRIDGE OAK NATURAL	QSSCOT 01662	QSINCP 01662
	LPU1663	DOMINICANO OAK GREY	QSFSCOT 01663	QSINCP 01663
	LPU1664	CAMBRIDGE OAK DARK	QSFSCOT 01664	QSINCP 01664
	LPU1996	BLACKBUTT	QSFSCOT 11000	QSINCP 11000
	LPU1997	SPOTTED GUM	QSFSCOT 11001	QSINCP 11001
	LPU1998	RECYCLED HARDWOOD	QSFSCOT 01998	QSINCP 01998

ELIGNA













	U312	OLD OAK MATT OILED	QSSCOT 00312	QSINCP 00312
	U864	NATURAL VARNISHED CHERRY	QSFSCOT 00864	QSINCP 00864
	U896	NATURAL VARNISHED OAK	QSFSCOT AU00896	QSINCP 00896
	U915	WHITE VARNISHED OAK	QSFSCOT 01283	QSINCP 01283
	U995	VINTAGE OAK NATURAL VARN.	QSFSCOT 00995	QSINCP 00995
	U996	MERBAU	QSFSCOT 00996	QSINCP 00996
	U1000	WENGE	QSFSCOT 01000	QSINCP 01000
	U1001	VINTAGE OAK DARK VARN	QSFSCOT 01001	QSINCP 01001
	U1157	HOMAGE OAK NATURAL OILED	QSSCOT 01157	QSINCP 01157
	U1161	AFZELIA DOUSSIE BLEACHED	QSSCOT AU01161	QSINCP 01161
	U1235	WHITE BRUSHED PINE	QSSCOT 01235	QSINCP 01235
	UM1304	LIGHT GREY VARNISHED OAK	QSFSCOT 01304	QSINCP 01304
	UM1305	DARK GREY VARNISHED OAK	QSFSCOT 01305	QSINCP 01305
	UM1306	BLACK VARNISHED OAK	QSFSCOT 01306	QSINCP 01306
	U1689	SPOTTED GUM	QSFSCOT 11001	QSINCP 11001
	U1691	BLACKBUTT	QSFSCOT 11000	QSINCP 11000

Product code	Product description	Quick-Step SCOTIA More info see page 26	Quick-Step INCIZO® More info see page 26-27
--------------	---------------------	--	--









ELIGNA WIDE

	UW1536	CARIBBEAN OAK GREY	QSFSCOT 01536	QSINCP 01536
	UW1538	OAK WHITE OILED	QSSCOT 01538	QSINCP 01538
	UW1541	RECLAIMED CHESTNUT NATURAL	QSFSCOT AU01541	QSINCP 01541
	UW1542	RECLAIMED CHESTNUT DARK	QSSCOT 01542	QSINCP 01542
	UW1543	RECLAIMED CHESTNUT ANTIQUE	QSFSCOT 01543	QSINCP 01543
	UW1544	RECLAIMED CHESTNUT BROWN	QSFSCOT 01544	QSINCP 01544
	UW1545	RECLAIMED OAK BROWN	QSFSCOT AU01545	QSINCP 01545
	UW1546	CARIBBEAN OAK DARK	QSFSCOT 01546	QSINCP 01546
	UW1547	OAK PLANKS WITH SAW CUTS LIGHT	QSSCOT 01547	QSINCP 01547

CLASSIC

	CLM1290	BLEACHED WHITE TEAK	QSSCOT 01290	QSINCP 01290
	CLM1291	NATURAL VARNISHED OAK	QSFSCOT 01292	QSINCP 01292
	CLM1294	LIGHT GREY OILED OAK	QSFSCOT 01294	QSINCP 01294
	CLM1405	OLD OAK LIGHT GREY	QSFSCOT 01405	QSINCP 01405
	CLM1487	MIDNIGHT OAK NATURAL	QSFSCOT AU01487	QSINCP 01487
	CLM1488	MIDNIGHT OAK BROWN	QSFSCOT 01488	QSINCP 01488
	CLM1656	HAVANNA OAK NATURAL WITH SAW CUTS	QSSCOT 01656	QSINCP 01656
	CLM1657	HAVANNA OAK DARK WITH SAW CUTS	QSSCOT 01657	QSINCP 01657
	CLM1658	MOONLIGHT OAK LIGHT	QSFSCOT 01658	QSINCP 01658
	CLM1659	MOONLIGHT OAK NATURAL	QSFSCOT 01659	QSINCP 01659
	CLM1688	SPOTTED GUM 2 STRIP	QSFSCOT 11001	QSINCP 11001
	CLM1690	BLACKBUTT 2 STRIP	QSFSCOT 11000	QSINCP 11000

IMPRESSIVE ULTRA

	IMU1847	CLASSIC OAK BEIGE	QSSCOT 01847	QSINCP 01847
	IMU1848	CLASSIC OAK NATURAL	QSSCOT 01848	QSINCP 01848
	IMU1849	CLASSIC OAK BROWN	QSSCOT 01849	QSINCP 01849
	IMU1850	SCRAPED OAK GREY BROWN	QSSCOT 01850	QSINCP 01850
	IMU1854	SOFT OAK LIGHT	QSSCOT 01854	QSINCP 01854
	IMU1855	SOFT OAK NATURAL	QSSCOT 01855	QSINCP 01855
	IMU1856	SOFT OAK MEDIUM	QSSCOT 01856	QSINCP 01856
	IMU1858	SAW CUT OAK GREY	QSSCOT 01858	QSINCP 01858

LAMINATE

COLLECTION 2016 - 2017



Try our floor advisor

Curious to know what Quick-Step laminate would look like in your own interior? Try our online Floor Advisor: choose a floor, upload a picture on www.quick-step.com and see which floor fits best.

Premium
FLOORS AUSTRALIA

Melbourne	Tel.: (03) 9798 0808
Sydney	Tel.: (02) 9982 3777
Brisbane	Tel.: (07) 3273 3111
Adelaide	Tel.: (08) 8262 8666
Tasmania	Tel.: (03) 9798 0808
Northern Terr.	Tel.: (08) 8262 8666
Perth	Tel.: (08) 9240 1966

Commercial Division Tel.: (03) 9798 0808



FLOORSCAPE

Auckland

Tel.: 09 476 0428

Your Quick•Step® point of sale



www.quick-step.com

FOLLOW US ON



www.facebook.com/QuickStepFloors



www.youtube.com/quickstepfloor www.youtube.com/PremiumFloorsAU



plus.google.com/+quickstep



www.pinterest.com/quickstepfloor



[@QuickStepFloor](https://twitter.com/QuickStepFloor)

Quick-Step® is a quality product produced by **UNILIN** bvba – division Flooring, Ooigemstraat 3, B-8710 Wielsbeke, Belgium, Europe. COVERPHOTO UW1547.
Product images may differ from actual product. The availability of products, or the products themselves, may change at any time without notice.
Content © 2016-2017 by **UNILIN** bvba – division Flooring.
All rights reserved. The contents of this brochure may not be reproduced in whole or in part without prior written permission from the publisher.